



HEROIN: Illicit drug or weapon of social destruction

ANZSOC Conference 2019

Terry Flanders CPP; CPOHSP

HEROIN: Illicit drug
or weapon of social
destruction.

- International Context
- Australian Experience
- Forecast
- Findings
- Recommendations

Afghanistan

US Invasion 2001

2016-2017

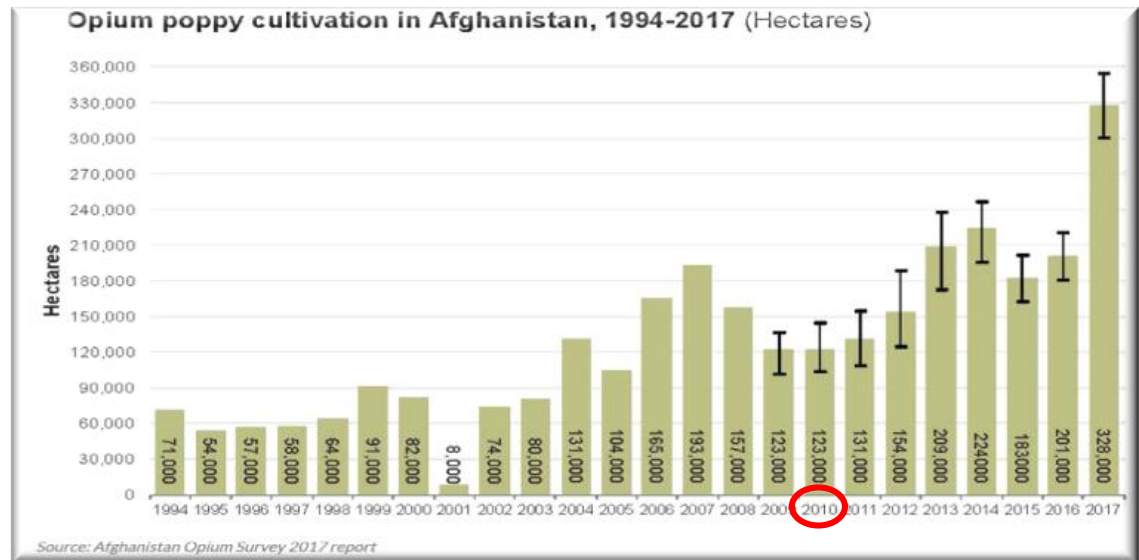
Opium Yield +87%

Cultivation area +63%

9,000 metric tonnes

2018 Yield -25% from
2017 – Drought

2017 Global Heroin
Seizures Weight
Increased



Graph 1: UN News November 2017 'Afghanistan opium production jumps 87 per cent to record level – UN survey'

ACIC Illicit Drug Data Report 2017-2018

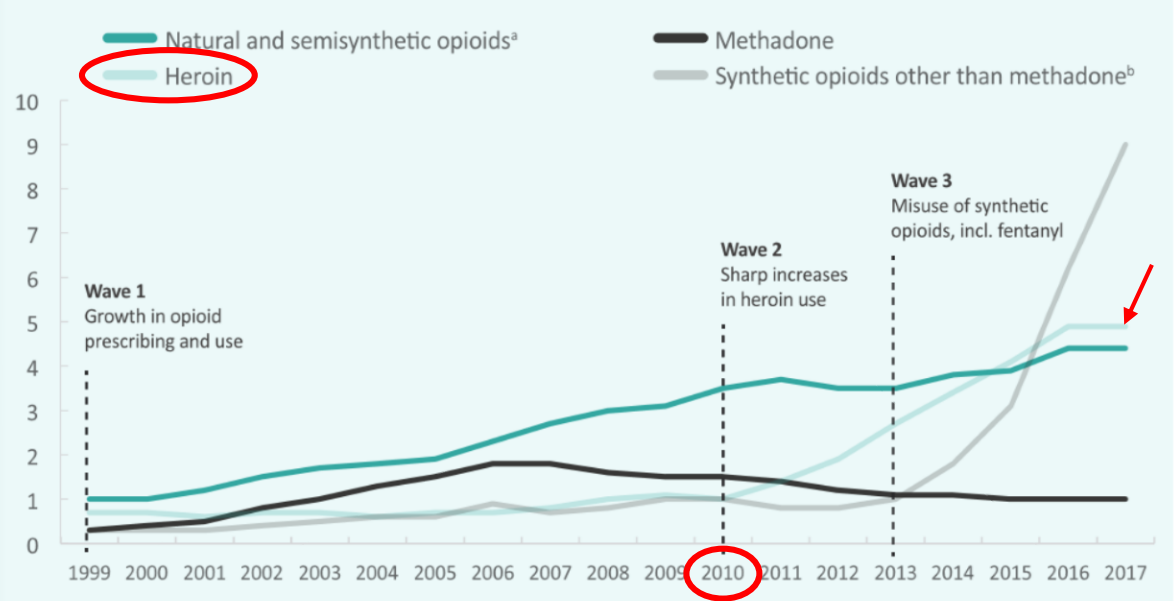
America

2008 -2011
+75% Heroin Use

2010-2015
Heroin Seizures
+143%

2011-2016
Heroin OD Deaths
1.5 : 5.1
(per 100,000)

Figure 1: Age-adjusted drug overdose death rates, by opioid category, United States (per 100,000 population)



a: Commonly prescribed opioids, including morphine, oxycodone and hydrocodone

b: Including both prescribed and illicitly manufactured synthetic opioids, such as fentanyl, fentanyl analogues and tramadol

Source: Hedegaard, Miniño & Warner 2018 (Figure 4)

Graph 2: AIC Trends & Issues; No. 578 July 2019 (P. 3) 'The opioid epidemic in North America: Implications for Australia'. (Red highlight added).

Myanmar

2018

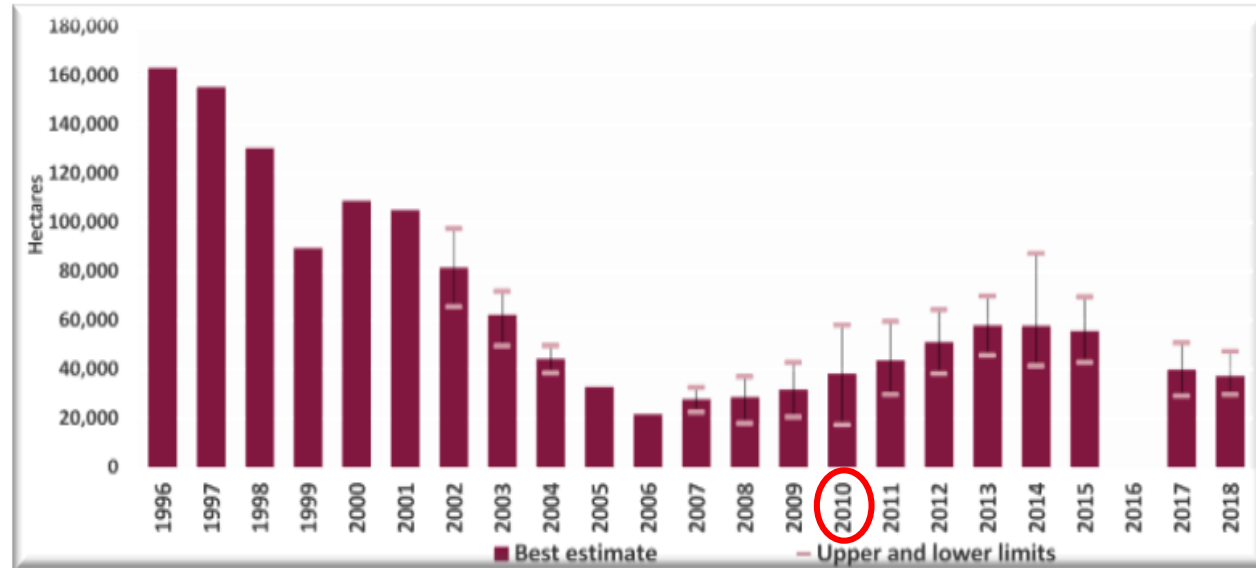
Opium Yield: +12% on
2017

Cultivation area: -12%

Opium Harvest: 520
metric tonnes

Cartel Wars

Move to
methamphetamines



Graph 3: United Nations Office on Drugs and Crime Myanmar Opium Survey 2018 Cultivation, Production and Implications (P. iii)

Australia

2018

Heroin Detections Up

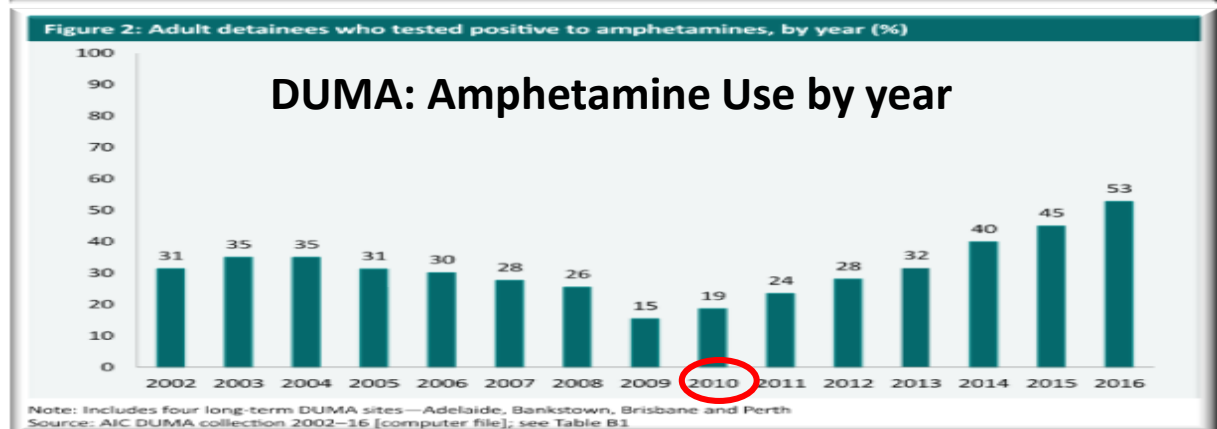
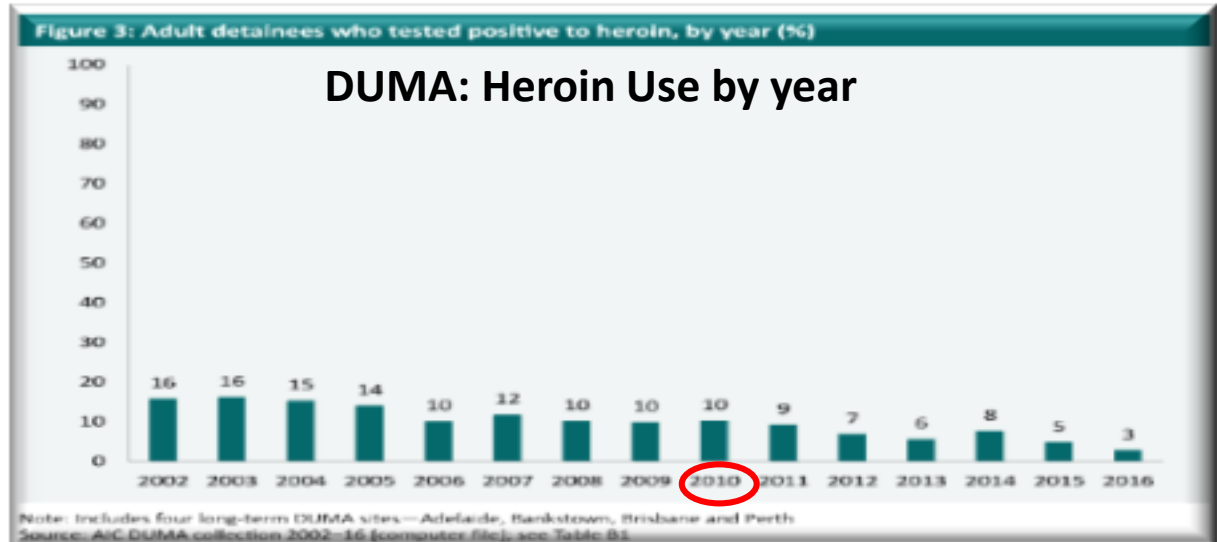
Heroin Weight Down

750kgs Consumed

Consumption Down

Afghanistan Largest
Producer

More Heroin from S/W
Asia than from S/E Asia



Graph 4: AIC Statistical Report 04 'Drug use monitoring in Australia: 2015 and 2016 report on drug use among police detainees' (2018, P. 14)

ACIC Illicit Drug Data Report 2017-2018

Australia

2018

Amphetamine Use
Increasing.
Rural Total 9,847 Kg

Heroin Use Increasing
Metropolitan Total
750Kg



National Wastewater Drug Monitoring Program (2019) Australian Crime Intelligence Commission.

Terry Flanders 12 December 2019 ANZSOC Conference Perth

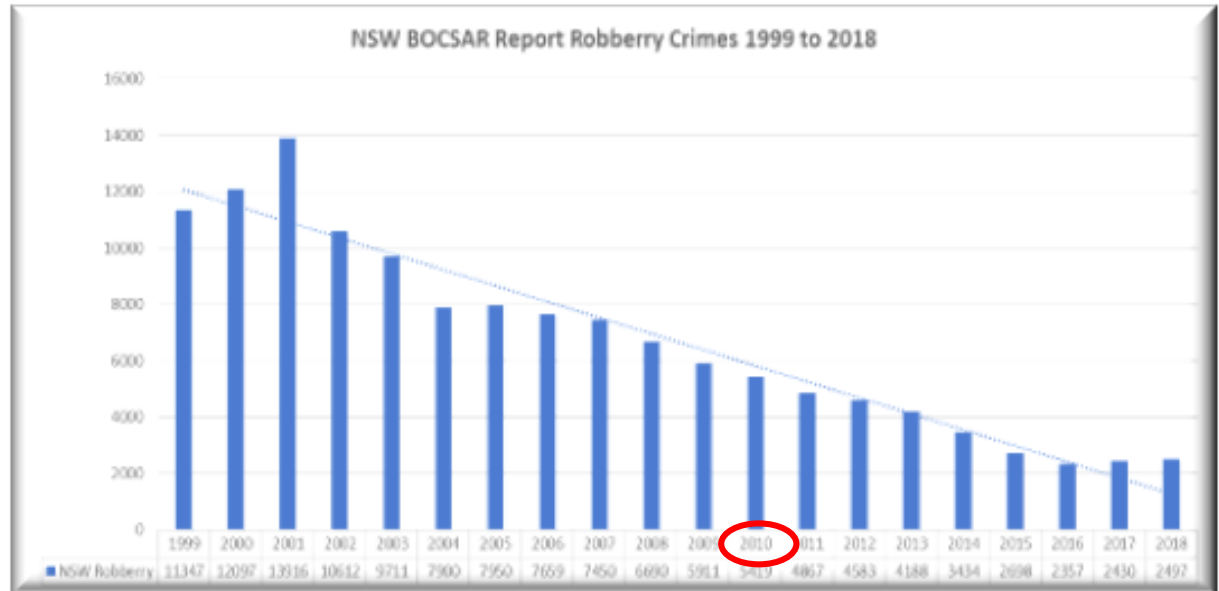
NSW Crime

2018

Reported NSW robbery offences between

1999 (n. 11,347)
2018 (n. 2,497)

Down -78 %.



Graph 5: NSW BOCSAR Data (sourced 05.07.19)

Payne et al (2018) 'Exploring the causes and consequences of the Australian crime decline: a comparative analysis of the criminal trajectories of two NSW birth cohorts; Criminological Research Grants

1996 – 2018 (FYE) NSWP

Strength +26%

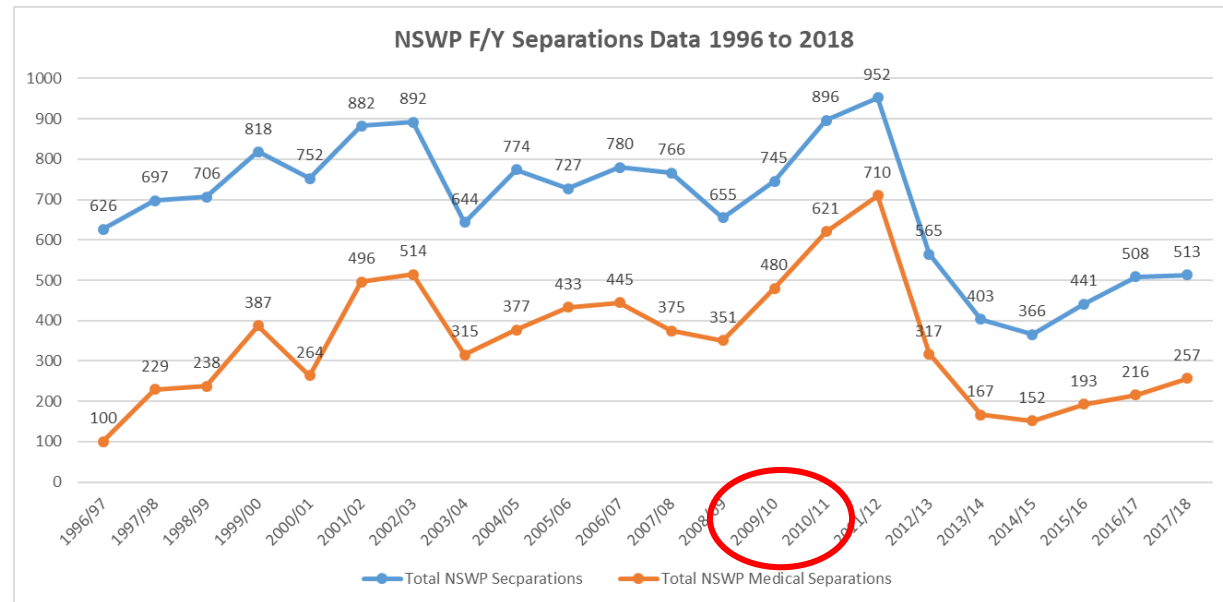
Net Operating Cost
+ 197%

Workers Compensation
Costs
\$800M 2014-2018

Police Homicide |
Suicide Ratio
1 (n.8) : 5 (n.41)
(1990 to 2008)

Capable Guardians?

NSW POLICE



Graph : NSW Annual Reports 1995/96 to 2017/18 (FYE)

Rasmussen K. (2016) *'Broken, Bullied & Blue: A report on the obstacles faced by police and others who sustain psychological injuries and how the workers compensation systems is failing them'*.

Barron S. (2010) "Police officer suicide within the New South Wales Police Force from 1999 to 2008", *Police Practice and Research: An International Journal*, 11:4, 371-382, DOI: 10.1080/15614263.2010.496568

National Crime Costs

Illicit Drug Costs

33% Government

57% Industry

(10% Society)

Illicit Drug Social Costs

100% Society

Ref. NDS (2002; P. 63)

Social & WC Costs for law enforcement excluded

Table 1: Australian Crime Costs 1992 to 2017

Reference Source	Year	Annual Crime Costs	Annual Illicit Drug Crime Costs	Annual Illicit Drug Social Costs
AIC Trends & Issues No 39 'Estimates of the Cost of Crime in Australia'	1992	\$16.8B - \$27B		
National Drug Strategy 'Counting the Cost: Estimates of the social drug abuse in Australia 1998 – 9' Monograph Series No. 49	2002		\$5.1B	\$6.1B
Organised Crime and Public Sector Corruption, AIC Trends & Issues No 444	2013	\$10B - \$15B		
ACC Annual Report 2012 - 13	2013 (FY)			\$8B
ACC: The Costs of Serious & Organised Crime in Australia	2014 (FY)	\$36B	\$4.4B	
ACIC: Organised Crime in Australia	2017	\$36B		

HEROIN: Illicit drug
or weapon of social
destruction.

Forecast: 'Two storms are coming'.

Expect:

- An illicit drug 'marketing' war
'Plant v Chemical'
- Crime rates very likely to dip then increase.
- Traditional crime costs exclude law enforcement social, WC & WHS crime costs.
- Police will not be able to cope.
- Social systems may fail (Opium Wars).

Findings:


- Illicit drugs are weapons of social destruction.
- We are unprepared.

HEROIN: Illicit drug or weapon of social destruction.

Recommendations:

- Learn from past mistakes.
- Decriminalise illicit drug-use.
- Develop a health focused intervention program:
 - Include Govt. Academia, Industry & Community.
 - Responsible use-harm reduction (no harm self & others)
 - Work Health & Safety Legislation (S. 29 acts & omissions)
 - Mental Health Act (Sch II self-harm)
- Increase illicit drug (import/supply) penalties.
- Include corporate (WHS) white collar crime & social costs.
- Research first responder (& ADF) suicides (WHS crimes?).
- Royal Commission into first responder mental health (ADF).

QUESTIONS?



*Knowledge like a beacon is,
To all dark things, bright light it gives,
T'ween dark and light there is gray all round
A shadowland... a battleground*

*A shadowland... a battleground
T'ween dark and light there is gray all round
To all dark things, bright light it gives
Knowledge like a beacon is.*

Contact:
terryflanders@investigationsystems.com